




Design-Led STEAM for Smart Fashion

Teaching strategy

Teaching strategy



◆ Cyclic Process

Iterative Design
Process



◆ Breakdown and review the problem until achieving the goal



◆ Action research

Tutorial and guideline to the students are important to continue the loop

Part A:

Theory and Technical skill

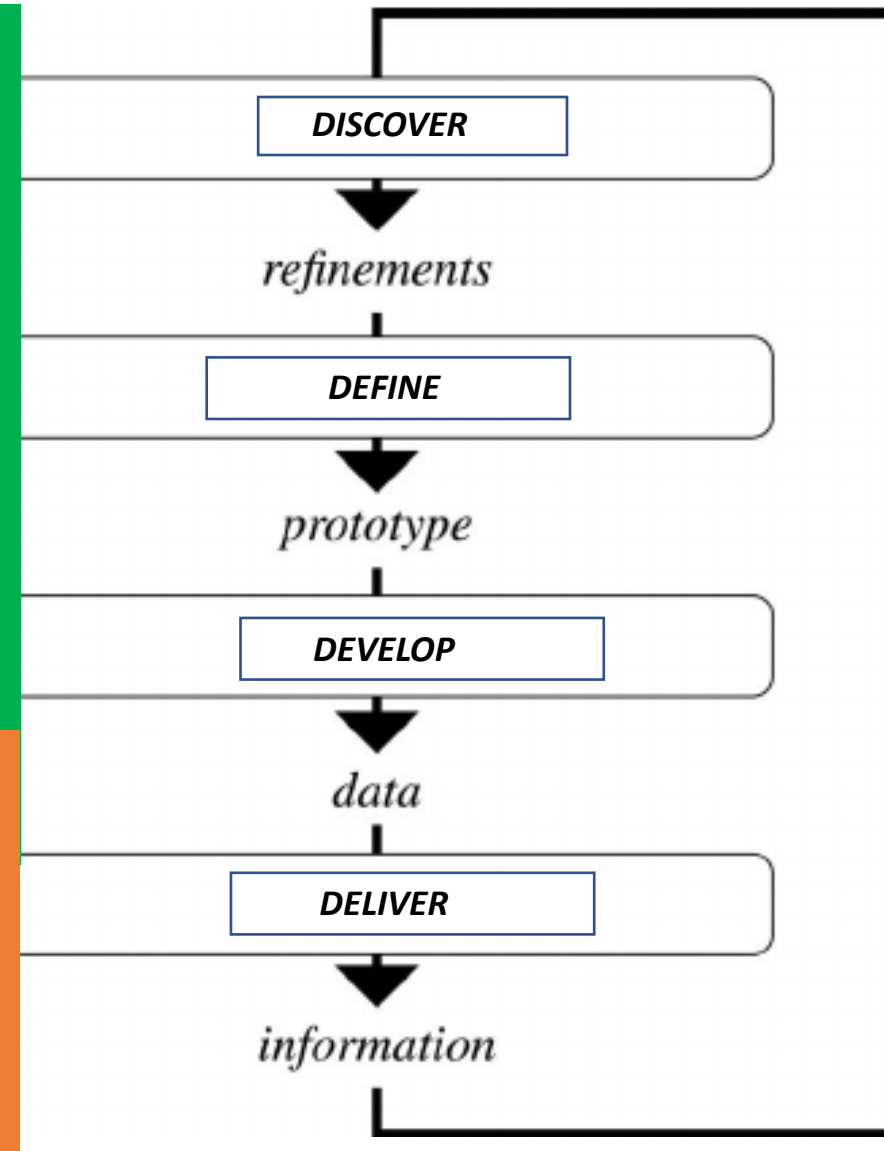
(demonstration/ practice based activity/ video/ book/
lecture/ online toolkit)

Part B:

Tutorial and analysis skill

Part A

Part B



A. Creative practice

Part A

- Fashion theory/
Ideation
- Circuiting wearables
- Illustration
- Styling and presentation



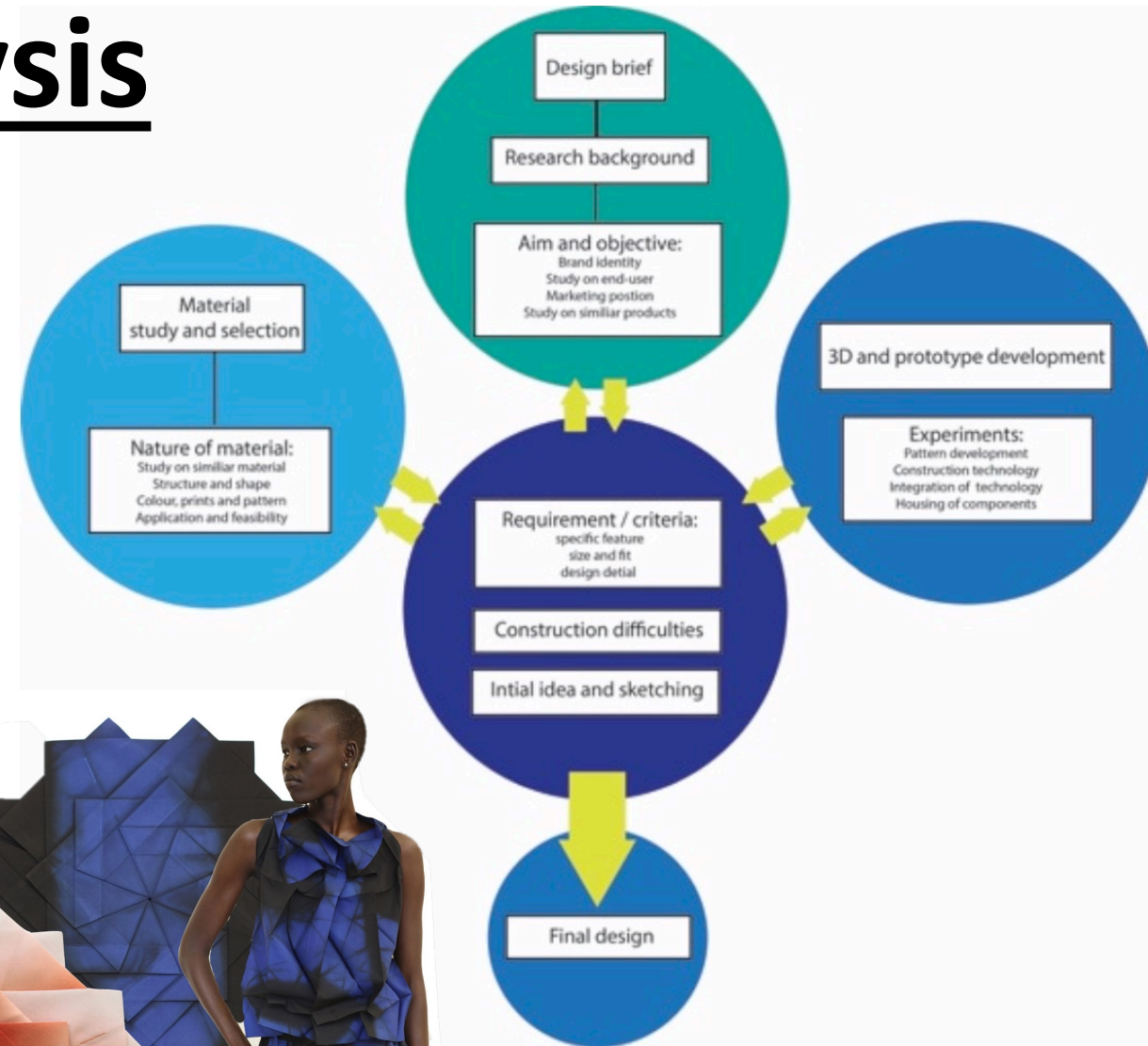
B. Tutorial and analysis

1. Design rationale

- ◆ Design brief: Problem/ function
- ◆ Material selection
- ◆ Experiment

Dynamic and cyclic process

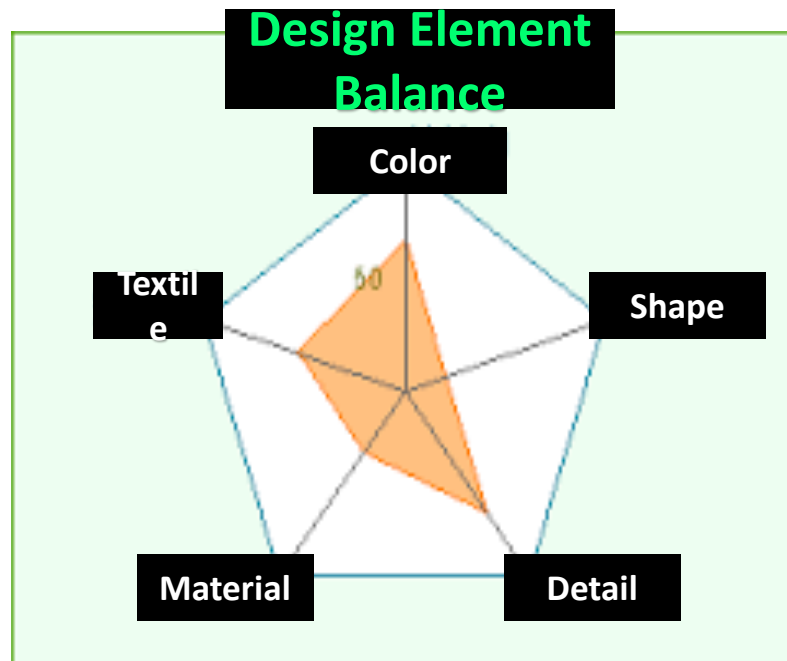
- ◆ Not linear process, not to follow a menu
- ◆ Encourage students to continue the loop and cycle
- ◆ Fuel the interest with examples



Tutorial and analysis Fashion

2. Understanding design

- ◆ Sourcing reference and analyze
- ◆ Carrying out the design elements from the design



Billie Eilish US 2020 Vogue Cover



Harry Styles 2020 Vogue Cover



B. Tutorial and analysis

1. Aesthetic

2. Understanding design



- ◆ Sourcing reference and analyze
- ◆ Carrying out the design elements from the design

NG SHIRT WITH FLORAL CROCHETS



As I scrolled through the Ms Low profile, who is currently 78 years old, it was surprising but also challenging knowing that she was a fervent fan of comics. She likes colorful and fun patterns and textures as her wardrobe choice, however, she tends to wear monotone clothing.

So in order to suit both of her ideals, I choose a dark blue coloured shirt as the major part of my design, adding a black see through cloth on top, giving it a touch of texture, and lastly, I crocheted a few white flowers as decorations.

The mix of texture was something that I think would be stylish and fun for her to wear in any situation.

As the commissioner had the problem of osteoarthritis, I cut through the shirt and put touch fastening, replacing buttons to make this shirt more accessible and easy for her to wear. This would be the design that I would like to make for my commissioner.

Designer: Wong Lok Wing, 48

CARDIGAN WITH EXTRA BACK PANEL



Mrs Wan is 92 years old. She needs to take blood pressure pills and have an insomnia problem. Thus, a pocket is designed for her to put the blood pressure pills. Also, she needs to go around with the wheelchairs. It causes many daily inconveniences such as dressing, showering, cooking and going out.

In terms of fashion design, the dressing and daily consumption are the main points to focus on.

Mrs Wan likes bright and basic colours. She prefers simple and casual wears.

Designer: Cheng Wing Yu, 4A

STYLISH TOP WITH TRADITIONAL CHINESE DETAILS



Ms Mo, an 74-year-old elderly, has a minor issue in forgetting her way back home, so I added significant icons and drawings printed on her left-sided pocket. I hope this can be helpful for her to remind her way. On the other hand, I created a removable cape or jacket with a hook-and-loop fastener at the chest. This can help her with a more convenient way to dress up. It is designed with a mix and match of upper garments in Chinese Traditional 'Nanfu' and modern-style vests, as she favours both for traditional and modern styles.

Designer: Lam Wing Nam, 5A

SHIRT DRESS WITH THAI MOFIT AND DRAPED BACK



Illustrations and design details

Mrs Ling is an 65-year-old Thai woman. This one-piece is specially designed for Mrs.Ling who suffers from Alzheimer's disease. Given that she cannot take care of herself and her occasional immature behaviors, a one-piece is designed to minimize the process of wearing the clothes. A non-reachable-pocket is also designed to avoid the wearer playing with them, missing the object inside and reducing the difficulty of cleaning the clothes.

Except the functional measures, personal fashion tastes are put into consideration when deciding the cloth use. Mrs.Ling is fond of basic colors and Thai fashion. Thai silk can effectively blend the Thai fashion into the one-piece, however, silk is hard to clean properly for the elderly. Thus, a Thai-patterned cloth is chosen. Combining with a basic-black shirt, a black and red Thai one-piece is made.

Designer: Tsui Kit Fei, 5A